


MAPELEVEL EASYWDG SYSTEM

Tile levelling system for ceramic tiles and stone slabs on floors and on walls



WHERE TO USE

MapeLevel EasyWDG System is a tile levelling system for ceramic and stone tiles, on floors and walls, particularly suitable when laying large format tiles.

MapeLevel EasyWDG System has been developed to help the installer during laying of the tiles, especially in the case of large-format slabs. The system allows to obtain uniform joints and perfectly flat floors and coverings, avoiding the formation of lippage between adjacent tiles.

TECHNICAL CHARACTERISTICS

MapeLevel EasyWDG System is a levelling system made up of polypropylene levelling wedges **MapeLevel EasyWDG**, and removable HDPE spacer clips, **MapeLevel EasyWDG Spacer M**. It can be used with ceramic and stone tiles from 3 to 12 mm thick.

The spacer **MapeLevel EasyWDG Spacer M** is available in 7 different sizes (0.5, 1, 1.5, 2, 3, 4 and 5 mm), for joints from 0.5 to 5 mm wide, each identified by a different colour, in order to help the tile installer in the selection of the desired spacer thickness.

MapeLevel EasyWDG Spacer M is designed to break off below the surface of the ceramic tile, for a quick and safe removal.

Thanks to the thin knurling of the wedge surface, **MapeLevel EasyWDG** grants higher precision during the levelling of tile edges and also allows an easier insertion and pushing of the wedge inside the spacer clips. Quick and easy to apply, these two simple elements are able to avoid tiles lippage resulting in a perfectly flat tiled surface.

ADVANTAGES

Unlike most of the levelling systems currently available on the market, **MapeLevel EasyWDG System** has been designed for manual application. The ergonomic shape of the wedge allows it to be inserted smoothly and quickly into the spacer clips. Where installation with mechanical tools is preferred, the system can be applied also with **MapeLevel EasyWDG Pushing-Pliers**.

Removing **MapeLevel EasyWDG System** is extremely simple and fast. The wedge is easily separated from the disposable clips and can be re-used.

MapeLevel EasyWDG System is made of recycled plastic material.

APPLICATION PROCEDURE

Before using **MapeLevel EasyWDG System**, check its suitability with the chosen tile and stone finish. Make sure the tile surface is perfectly clean and free from residues of tile adhesive or abrasive materials before applying **MapeLevel EasyWDG**.

Set spacers

Spread the adhesive and insert the spacer **MapeLevel EasyWDG Spacer M** underneath the tiles along the four sides. According to the tile size, apply one or more spacers on each side of the tile. Then lay adjacent tiles.



Insert the wedge

Insert **MapeLevel EasyWDG** wedge into the spacer clip in the direction of the tile already installed and press with fingers until obtaining the desired tile level. Remove any fresh tile adhesive from around clips to prevent dried/cured adhesive from potentially chipping or scratching the tile surface when removing clips later.



Removal

Once the adhesive is set, remove **MapeLevel EasyWDG System** by tapping the spacer clips with a rubber mallet or feet, in the same direction as the grout joint.

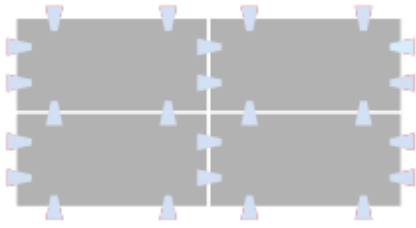
For quick and easy removal, **MapeLevel EasyWDG Spacer M** clips are designed to break off below the surface of the tile.

The wedge is easily separated from the disposable clips and can be re-used.

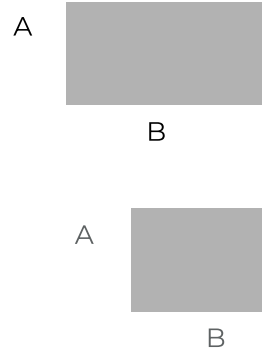


CONSUMPTION TABLE

Indicative consumption (wedges / spacers needed) for 10 m²



A																			
10	1980																		
15	1317	876																	
20	495	328	490																
25	396	263	391	312															
30	660	438	488	389	431														
40	495	328	365	291	322	240													
45	440	292	324	258	285	213	189												
50	396	263	291	232	256	191	169	152											
60	330	219	242	193	212	158	141	126	105										
75	396	263	258	206	212	158	140	126	104	99									
80	371	246	241	192	198	148	131	117	97	93	87								
90	330	219	214	171	176	131	116	104	86	82	77	68							
100	297	197	192	153	157	117	104	93	77	73	68	61	54						
120	330	219	200	160	157	117	104	93	77	71	66	59	52	49					
150	330	219	192	153	146	109	96	86	71	64	60	53	47	44	38				
180	330	219	186	149	139	103	91	82	68	60	56	49	44	40	34	31			
200	347	230	192	153	140	104	92	83	68	59	55	49	44	39	33	30	28		
cm	10	15	20	25	30	40	45	50	60	75	80	90	100	120	150	180	200	B	



PACKAGING

Product	Size (mm)	Colour	Packaging	Pallets
---------	-----------	--------	-----------	---------

 <p>104x16 mm</p>	<p>MapeLevel EasyWDG</p>			<p>Boxes 12 bags x 100 pcs</p>	<p>12 boxes</p>
 <p>Base 30x42 mm, h 41 mm</p>	<p>MapeLevel EasyWDG Spacer M</p>	<p>0.5</p>	<p>Orange</p>	<p>Boxes 14 bags x 250 pcs</p>	<p>12 boxes</p>
		<p>1</p>	<p>Green</p>	<p>Boxes 14 bags x 250 pcs</p>	<p>12 boxes</p>
		<p>1.5</p>	<p>Grey</p>	<p>Boxes 14 bags x 250 pcs</p>	<p>12 boxes</p>
		<p>2</p>	<p>Black</p>	<p>Boxes 14 bags x 250 pcs</p>	<p>12 boxes</p>
		<p>3</p>	<p>White</p>	<p>Boxes 14 bags x 250 pcs</p>	<p>12 boxes</p>
		<p>4</p>	<p>Yellow</p>	<p>Boxes 14 bags x 250 pcs</p>	<p>12 boxes</p>
		<p>5</p>	<p>Red</p>	<p>Boxes 14 bags x 250 pcs</p>	<p>12 boxes</p>
	<p>MapeLevel EasyWDG Pushing-Pliers</p>			<p>Boxes 15 pcs</p>	
	<p>Kit MapeLevel EasyWDG System</p>	<p>2 mm</p>		<p>Bucket 150 wedges + 150 spacers</p>	<p>64 buckets</p>

SAFETY INSTRUCTIONS FOR PREPARATION AND APPLICATION

MapeLevel Easy System is an article that, according to current European Regulations (Reg. (EC) 1906/2007 - REACH), does not require a Material Safety Data Sheet. When using this product it is recommended to wear gloves and safety goggles and to follow the safety guidelines for the area in which work is carried out. PRODUCT FOR PROFESSIONAL USE.

WARNING

Although the technical details and recommendations contained in this product data sheet correspond to the best of our knowledge and experience, all the above information must, in every case, be taken as merely indicative and subject to confirmation after long-term practical application; for this reason, anyone who intends to use the product must ensure beforehand that it is suitable for the envisaged application. In every case, the user alone is fully responsible for any consequences deriving from the use of the product.

Please refer to the current version of the Technical Data Sheet, available from our website www.mapei.com

LEGAL NOTICE

The contents of this Technical Data Sheet (“TDS”) may be copied into another project-related document, but the resulting document shall not supplement or replace requirements per the TDS in force at the time of the MAPEI product installation.

The most up-to-date TDS can be downloaded from our website www.mapei.com.

ANY ALTERATION TO THE WORDING OR REQUIREMENTS CONTAINED OR DERIVED FROM THIS TDS EXCLUDES THE RESPONSIBILITY OF MAPEI.

9266-9267-5-2021-gb

Any reproduction of texts, photos and illustrations published here is prohibited and subject to prosecution

